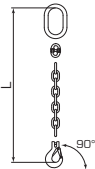
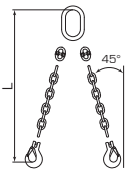
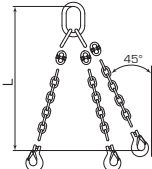
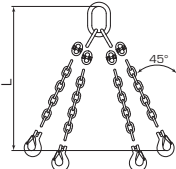


# CHECK LIST BRACHE IN CATENA


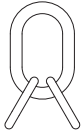

RIFERIMENTO RICHIESTA:





## DATI GENERALI:

Portata (t)	Grado		<input type="checkbox"/> CARTEC100	<input type="checkbox"/> CARTEC80
Modello				
	<input type="checkbox"/> 1 braccio	<input type="checkbox"/> 2 bracci	<input type="checkbox"/> 3 bracci	<input type="checkbox"/> 4 bracci
Lunghezza	<input type="checkbox"/> solo catena		Lunghezza (m)	
	<input type="checkbox"/> totale			

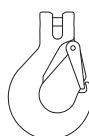
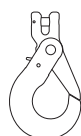
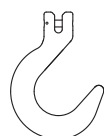
## COMPONENTI:

Anello Ovale			
* <input type="text"/>	<input type="checkbox"/> ovale	<input type="checkbox"/> complesso	<input type="checkbox"/> speciale

\* indicare il modello solo se conosciuto

Gancio Accorciatore	<input type="checkbox"/> Sì	qtà:		
* <input type="text"/>	<input type="checkbox"/> NO		<input type="checkbox"/> a occhio	<input type="checkbox"/> a forcella

\* indicare il modello solo se conosciuto

Terminazione	<input type="checkbox"/> a occhio	<input type="checkbox"/> con anello			
* <input type="text"/>	<input type="checkbox"/> a forcella	<input type="checkbox"/> con accorciatore	<input type="checkbox"/> gancio	<input type="checkbox"/> self-locking	<input type="checkbox"/> fonderia

\* indicare il modello solo se conosciuto

ESEMPI DI UTILIZZO DEGLI ACCESSORI "LINEA CARTEC" PER LA COSTRUZIONE DI IMBRACHE PER SOLLEVAMENTO



\* Riduzione di portata